

## PERSONS REPORTED TO THE JUDICIAL AUTHORITY

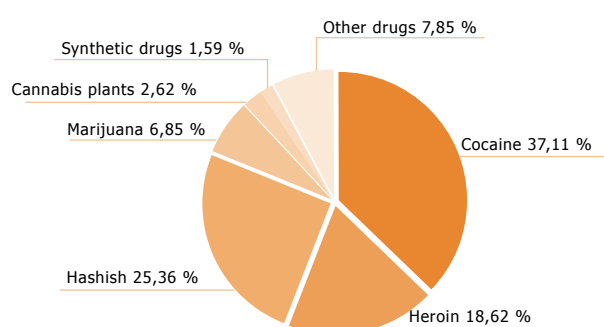
In 2007, 35,238 persons were reported to the Judicial Authority, with an increase by 6.68% with respect to the previous year.

24,572 cases regarded Italian nationals (69.73%) and 10,666 foreign nationals (30.27%). The incidence of women and minors was respectively of 9.01% and 2.93%.

In details, there was an increase in the reports for cocaine-related offences (+3.52%), for hashish-related offences (+4.84%) and for heroin-related offences (+2.29%), while there was a drop in the reports for marijuana-related offences (-12.13%) and synthetic drugs-related offences (-16.74%). The substance producing the highest number of reports was cocaine (13,078 cases), followed by hashish (8,937), heroin (6,560), marijuana (2,412) and cannabis plants (924).

*Persons reported to the Judicial Authority according to type of drug (2007)*

Type of drug	Males	Females	Of age	Minors	Italians	Foreigners	Total	Variat. %
Cocaine	11,875	1,203	12,918	160	8,591	4,487	13,078	3.52
Heroin	5,797	763	6,473	87	4,229	2,331	6,560	2.29
Hashish	8,386	551	8,379	558	6,303	2,634	8,937	4.85
Marijuana	2,244	168	2,279	133	1,968	444	2,412	-12.13
Cannabis plants	828	96	893	31	903	21	924	47.37
Synthetic drugs	490	72	535	27	486	76	562	-16.74
Other drugs	2,443	322	2,730	35	2,092	673	2,765	95.41
<b>Total</b>	<b>32,063</b>	<b>3,175</b>	<b>34,207</b>	<b>1,031</b>	<b>24,572</b>	<b>10,666</b>	<b>35,238</b>	<b>6.68</b>

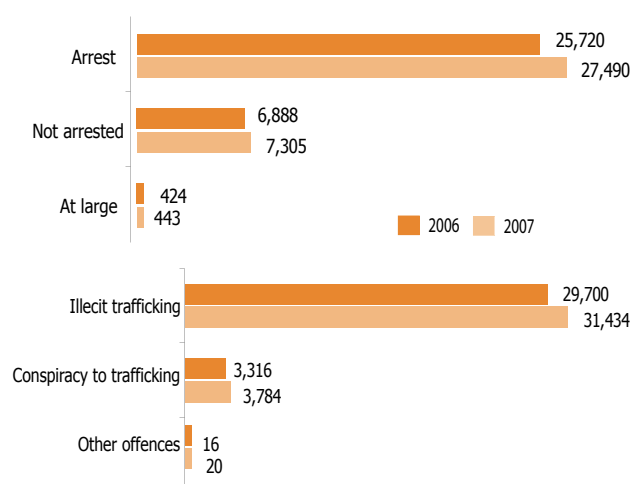


As to the type of offence, there were 35,238 persons reported but not arrested, of them 27,490 were then arrested (6.88% more compared to 2006). 3,784 cases regarded conspiracy to illicit drug trafficking crimes: this showed the strong and constant attention of the counternarcotics services towards the organised crime sector.

*Persons reported according to type of report and offence (2007)*

Type of report		Variat. %
Arrest	27,490	6.88
Not arrested	7,305	6.05
At large	443	4.48
Type of offence		
Illicit trafficking (art. 73)	31,434	5.84
Conspiracy to trafficking (art. 74)	3,784	14.11
Other offences	20	25.00
<b>Total</b>	<b>35,238</b>	<b>6.68</b>

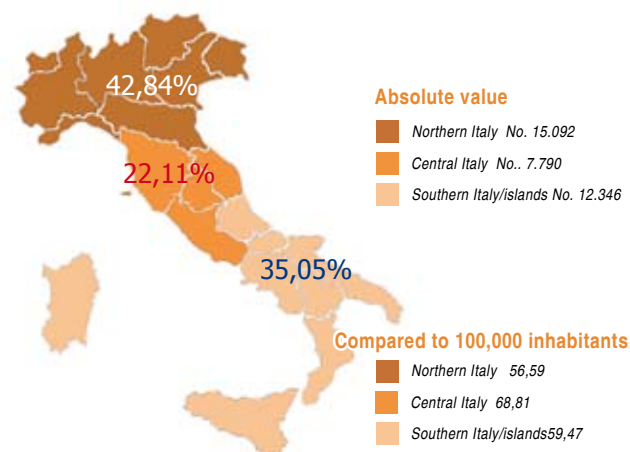
*Persons reported according to type of report and offence (2006-2007)*



## PERSONS REPORTED TO THE JUDICIAL AUTHORITY ACCORDING TO MACROAREAS SUBDIVISION

Analysing the macroareas, the subjects involved were subdivided as follows: 42.84% in the North of Italy, 22.11% in Central Italy and 35.05% in the South and islands. The situation was quite balanced considering the population residing in these areas.

*Reports to the Judicial Authority according to macroareas subdivision. (2007)*



## FIFTEEN-YEAR TREND OF PERSONS REPORTED BUT NOT ARRESTED (ACCORDING TO DIFFERENT AGE GROUPS)

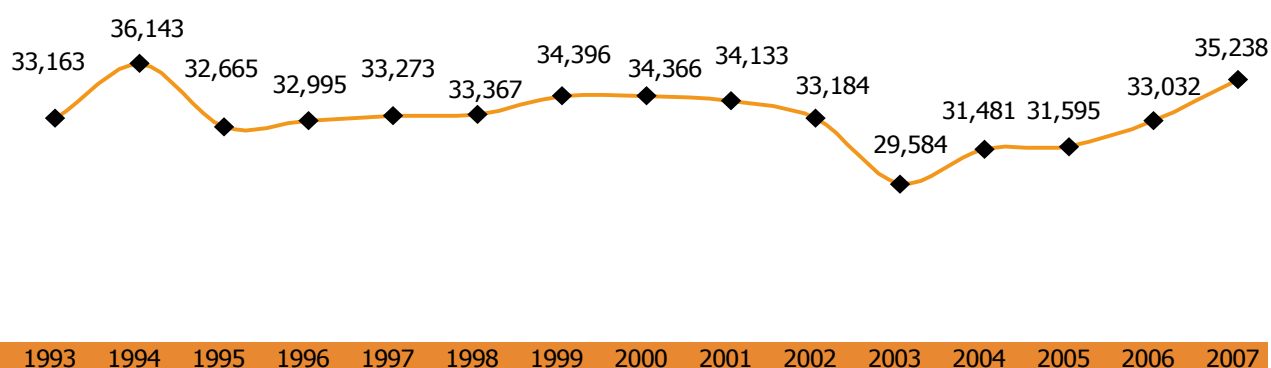
In the above-mentioned time-frame, the persons reported to the Judicial Authority but not arrested for drug-related offences exceeded the number of 30,000, except for 2003, when the reports slightly dropped (29,584). The peak record was recorded in 1994, with 36,143 cases.

The high number of reports for violations of the Drugs Act, as well as the stable trend, showed the effective and continuous counternarcotics action against the phenomenon of illicit drug trafficking. The most involved age group was that from 20 to 24 years' old, followed by 25-29.

Reports according to different age groups from 1993 to 2007

	< 15	15 ÷ 19	20 ÷ 24	25 ÷ 29	30 ÷ 34	35 ÷ 39	> = 40	Total
1993	66	3,824	9,653	8,667	5,135	2,835	2,983	33,163
1994	81	4,351	9,914	9,083	5,970	3,196	3,548	36,143
1995	104	4,515	8,850	8,016	5,278	2,785	3,117	32,665
1996	71	4,195	9,232	7,942	5,344	2,927	3,284	32,995
1997	74	4,897	9,212	7,567	5,372	2,873	3,278	33,273
1998	104	5,111	8,740	7,348	5,534	3,066	3,464	33,367
1999	94	5,054	8,749	7,564	5,698	3,381	3,856	34,396
2000	113	4,609	8,538	7,568	5,835	3,585	4,118	34,366
2001	79	4,467	8,443	7,505	5,514	3,730	4,395	34,133
2002	54	4,073	7,975	7,190	5,461	3,904	4,527	33,184
2003	45	3,370	6,887	6,488	5,001	3,575	4,218	29,584
2004	46	3,420	7,330	6,731	5,296	3,752	4,906	31,481
2005	44	3,423	7,039	6,684	5,303	3,894	5,208	31,595
2006	38	3,441	7,079	6,984	5,643	4,100	5,747	33,032
2007	36	3,324	7,441	7,413	5,857	4,595	6,572	35,238
Total	1,049	62,074	125,082	112,750	82,241	52,198	63,221	498,615

Persons reported to the Judicial Authority 1993 - 2007



## WOMEN'S INCIDENCE ON THE DRUG TRAFFICKING

Women reported to the Judicial Authority in 2007 were 3,175, of them 2,343 were arrested, i.e. 9.01% of the total reports at national level, with an increase by, with respect to the same period of the previous year, 2.95%. Among them, 671 women were foreigners, in particular Nigerians, Albanians, Dominicans and Moroccans.

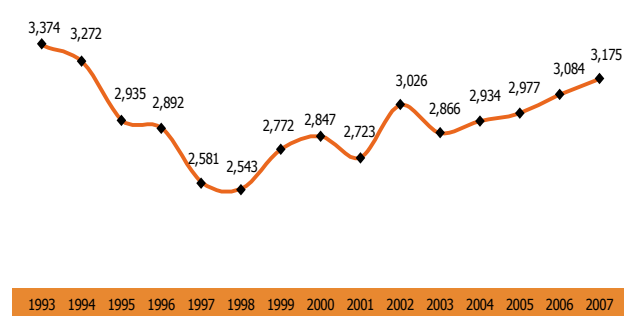
87.94% of cases regarded the illicit trafficking crime and 11% the conspiracy to drug trafficking crime.

Women mostly smuggled: cocaine, heroin, hashish and marijuana.

Women involved in drug-related crimes were subdivided: 39.02% in the North of Italy, 24.66% in Central Italy and 36.32% in the Southern regions and islands.

The prevailing age group was that 25-29 years' old. In the last fifteen years, the reports against women peaked in 1993 and set their minimum level in 1998.

Women reported to the J.A. 1993 - 2007



Women reported to the J.A. according to type of drug, offence and report. with % variation (2007)

Type of drug	Illicit trafficking (art. 73)	Conspiracy to trafficking (art. 74)	Other offences	Arrested	Not arrested	At large	Total	Variat. %
Cocaine	1,084	118	1	961	234	8	1,203	- 10.09
Heroin	675	88	-	581	180	2	763	5.68
Hashish	518	32	1	358	191	2	551	- 0.72
Marijuana	165	3	-	118	47	3	168	- 15.15
Cannabis plants	96	-	-	54	41	1	96	39.13
Synthetic drugs	68	4	-	58	14	-	72	- 2.70
Other drugs	186	133	3	213	99	10	322	151.56
<b>Total</b>	<b>2,792</b>	<b>378</b>	<b>5</b>	<b>2,343</b>	<b>806</b>	<b>26</b>	<b>3,175</b>	<b>2.95</b>

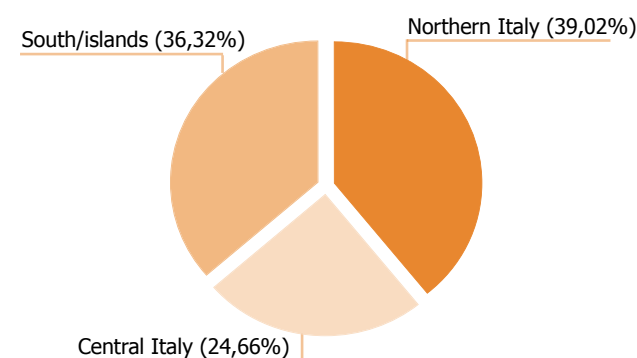
Women reported to the J.A. - regional subdivision with % variation (2007)

Region	2007	Variation %
Lombardia	452	- 1.31
Emilia Romagna	207	- 16.53
Piemonte	160	18.52
Veneto	149	- 0.67
Liguria	152	27.73
Friuli Venezia Giulia	54	- 26.03
Trentino Alto Adige	50	- 5.66
Valle d'Aosta	15	7.14
<b>Total Northern Italy</b>	<b>1,239</b>	<b>- 0.88</b>
Lazio	407	27.19
Toscana	217	2.84
Marche	100	- 10.71
Umbria	59	31.11
<b>Total Central Italy</b>	<b>783</b>	<b>13.81</b>
Campania	418	7.18
Abruzzo	207	28.57
Puglia	145	- 27.14
Sardegna	129	- 8.51
Sicilia	159	14.39
Calabria	72	- 20.00
Basilicata	14	55.56
Molise	9	- 47.06
<b>Total Southern Italy/islands</b>	<b>1,153</b>	<b>0.61</b>
<b>Total Italy</b>	<b>3,175</b>	<b>2.95</b>

Women reported according to different age groups (2007)

Type of drug	< 15	15 ÷ 19	20 ÷ 24	25 ÷ 29	30 ÷ 34	35 ÷ 39	> = 40	Total
Cocaine	2	56	191	255	234	179	286	1,203
Heroin	-	50	155	159	130	99	170	763
Hashish	-	83	138	114	64	62	90	551
Marijuana	1	20	45	34	12	12	44	168
Cannabis plants	-	5	10	17	7	14	43	96
Synthetic drugs	-	19	28	18	5	1	1	72
Other drugs	1	7	45	53	51	56	109	322
<b>Total</b>	<b>4</b>	<b>240</b>	<b>612</b>	<b>650</b>	<b>503</b>	<b>423</b>	<b>743</b>	<b>3,175</b>

Subdivision according to macroareas (2007)



## MINORS REPORTED TO THE JUDICIAL AUTHORITY

In 2007, minors reported to the Judicial Authority were 1,031, of them 688 were then arrested, corresponding to 2.92% of the total of persons reported at national level, with a decrease by 0.96%, with respect to the same period of the previous year. Minors involved in drug-related crimes were subdivided: 44.23% in the North of Italy, 21.63% in Central Italy and 34.14% in the Southern regions and islands.

*Minors reported to the J.A. - regional subdivision with % variation (2007)*

Region	2007	Variation %
Lombardia	132	12.82
Emilia Romagna	70	- 21.35
Piemonte	109	81.67
Veneto	37	- 27.45
Liguria	54	22.73
Friuli Venezia Giulia	27	22.73
Trentino Alto Adige	25	- 3.85
Valle d'Aosta	2	-
<b>Total Northern Italy</b>	<b>456</b>	<b>10.95</b>
Lazio	135	21.62
Toscana	48	- 33.33
Marche	32	28.00
Umbria	8	33.33
<b>Total Central Italy</b>	<b>223</b>	<b>4.20</b>
Campania	98	- 13.27
Abruzzo	20	5.26
Puglia	74	- 17.78
Sardegna	40	- 33.33
Sicilia	68	- 37.61
Calabria	29	70.59
Basilicata	9	80.00
Molise	14	366.67
<b>Total Southern Italy/islands</b>	<b>352</b>	<b>- 15.38</b>
<b>Total Italy</b>	<b>1,031</b>	<b>- 0.96</b>

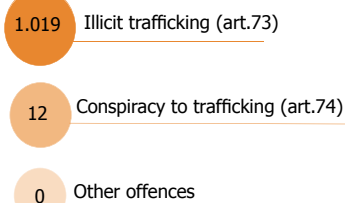
Out of the total reports, 36 were issued against fourteen years'old subjects. The reports have constantly increased as they approached the legal age, as indicated in the table below.

*Minors reported to the J.A. for age groups*

Type of drug	2006				Total	2007				Total
	14	15	16	17		14	15	16	17	
Cocaine	9	26	60	103	198	10	19	44	87	160
Heroin	4	17	34	51	106	4	8	23	52	87
Hashish	18	69	157	238	482	15	65	176	302	558
Marijuana	4	22	46	98	170	3	10	42	78	133
Cannabis Plants	1	2	8	11	22	2	6	10	13	31
Synthetic drugs	1	3	7	28	39	1	6	7	13	27
Other drugs	1	2	9	12	24	1	1	11	22	35
<b>TOTAL</b>	<b>38</b>	<b>141</b>	<b>321</b>	<b>541</b>	<b>1,041</b>	<b>36</b>	<b>115</b>	<b>313</b>	<b>567</b>	<b>1,031</b>

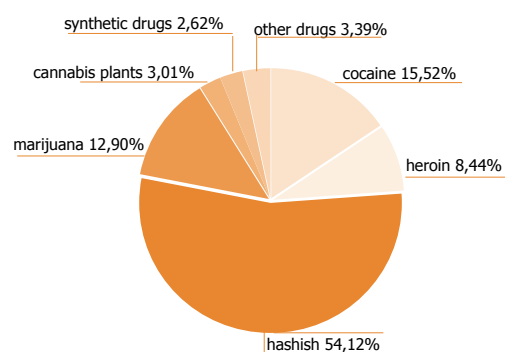
As to the type of offence, 1,019 minors were reported for illicit drug trafficking and 12 for conspiracy to illicit drug trafficking.

*Minors reported to the J.A. according to type of offence*



Analysing the trend regarding the reports against minors, it was noticed that lately there has been an increase of hashish-related offences, while there was a significant drop in the reports for heroin offences (87), -17.92% as compared to the previous year. Minors mostly dealt with cannabis derivatives, and then with cocaine.

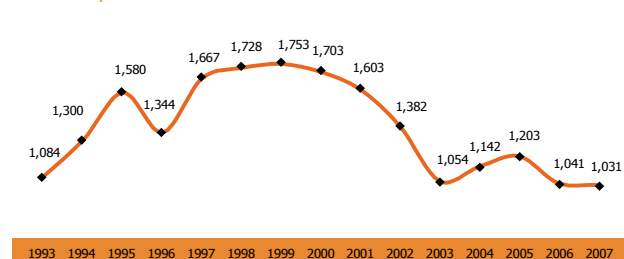
*% Reports of minors according to type of drug*



Among the minors reported, 210 were foreigners: in particular, Moroccans and Albanians. Of them, 195 reports were connected with drug pushing, while 3 minors were reported for conspiracy to drug trafficking crimes. Also foreign minors mostly dealt with hashish and cocaine.

In the last fifteen years, the reports against minors peaked in 1999 and reached their minimum level in 2007.

*Minors reported from 1993 to 2007*



## HUMAN COURIERS ARRESTED IN AIRPORTS FOR DRUG TRAFFICKING

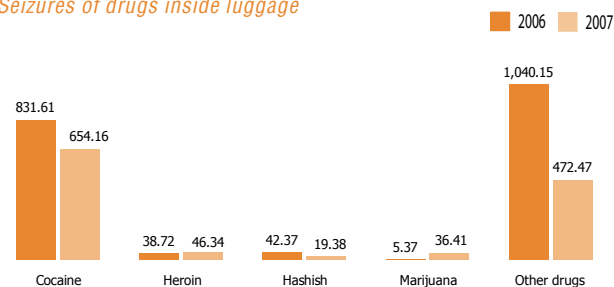
Numerous couriers were arrested while transporting drugs in their luggage or in corpore. This method was mostly used along the routes originating from South America and Africa. The quantities of drugs smuggled went from some hundred grams to no more than 1 kilogram, if transported in corpore or supra corpore, up to several kilograms (until 30-40 kg.), if transported inside luggage.

In the majority of cases, these mules departed with their illicit cargo from Countries different from the drug source areas, in order to avoid suspicions during the customs checks once arrived at the destination Country border.

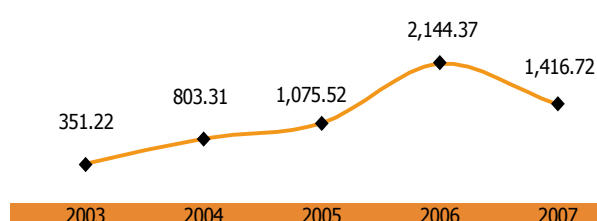
The risk taken by the "swallowers"/couriers should be underlined: the drug pellets, mostly packed with latex gloves or condoms, could leak or burst and the consequences for the mule could be lethal. In the course of 2007, at Italian Airports, 350 mules were arrested (-18.03% as compared to 2006), of them 73 women, no minors and 306 foreign nationals.

In the same period in our Country, drug was mostly swallowed by "body packers" (107 cases), while in 62 cases drug was strapped to their bodies and in other 147 cases it was hidden inside luggage. The most involved Italian airports were: Malpensa/Varese (141 cases), Fiumicino/Rome (88 cases) and Bologna (16 cases).

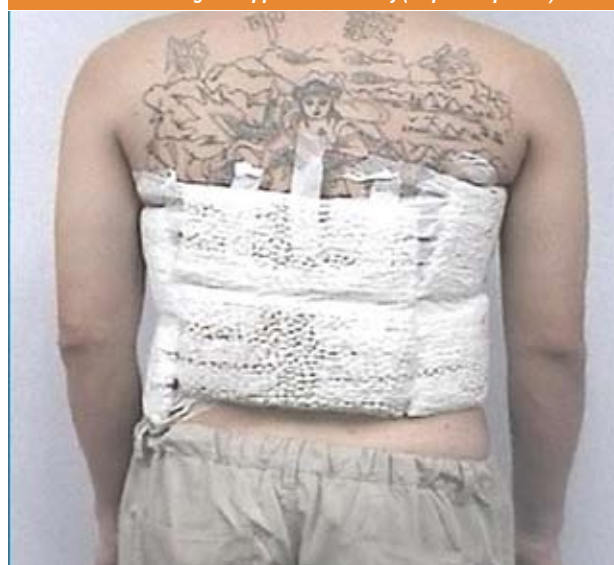
Seizures of drugs inside luggage



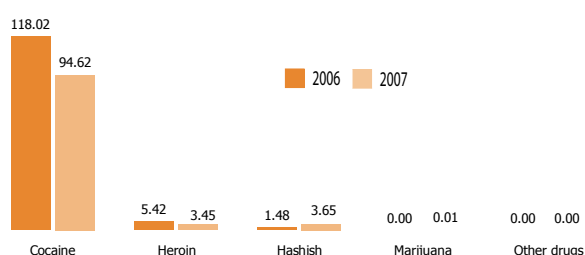
Total quantities of drug seized from couriers in the last 5 years



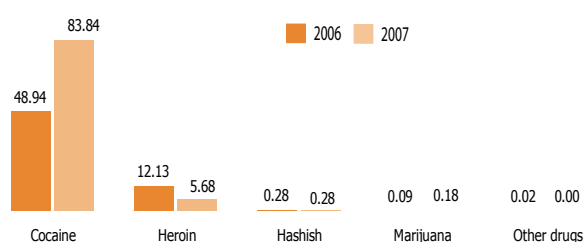
Human courier : drugs strapped on his body (supra corpore)



Seizures of ingested drugs (in corpore)



Seizures of drugs on the person (supra corpore)



Drugs pellets by ingestion (in corpore)



## COCAINE INTERDICTION ACTIVITIES

### COCAINE

#### Source Countries

Colombia, Peru and Bolivia

#### Crops overall estimate

156,900 hectares

#### Potential world production of cocaine

984 tonnes

#### Price per kilogram in the producer Countries

From 1,500 to 2,500 US \$

#### Average price per kilogram on the Italian markets

Approximately 42,200 €

#### Average price per gram on the Italian markets

70/80 €

In 2007, in Italy both the operations (+9.06%) and the reports (+3.52%) for cocaine-related offences were stable and essentially confirmed – apart from a drop in seizures (-15.32%) – the last year trend indicating an ever-increasing demand for this substance.

On the whole, the operations to combat cocaine trafficking were 7,064 and the reports to the Judicial Authority were 13,078, while 3,927.64 kilograms of cocaine were seized.

Of 13,078 persons reported for cocaine-related crimes, 1,203 (9.20%) were women and 160 (1.22%) were minors. The foreign nationals involved were 4,487, corresponding to 34.31% out of the total of subjects reported for cocaine-related offences.

As to the type of crime, 87.31% regarded the illicit trafficking and 12.66% the most serious offence of organised criminal conspiracy to drug trafficking.

#### Main cocaine seizure in Italy

Date	Place	Quantity kg.	involved	
			Italians	foreigners
25/01/2007	San Vitaliano (NA)	268.786	2	-
18/07/2007	Nola (NA)	51	-	1
10/02/2007	Placenza	45.332	-	1
06/01/2007	Giugliano in Campania (NA)	33	1	-

#### Main cocaine seizures in ports

Date	Place	Quantity kg.	involved	
			Italians	Foreigners
23/02/2007	Port of Salerno	378.90	-	-
11/10/2007	Port of Civitavecchia (RM)	105.80	1	-
15/12/2007	Port of Genova	36.40	-	-
31/05/2007	Port of Civitavecchia (RM)	32.75	-	-

#### Main cocaine seizures in airports

Date	Place	Quantity kg.	involved	
			Italians	foreigners
18/12/2007	Airport Malpensa (VA)	47.50	-	-
02/09/2007	Airport Fiumicino (RM)	23.36	-	1
23/11/2007	Airport Malpensa (VA)	22.15	-	1
21/03/2007	Airport Malpensa (VA)	20.00	-	1

The Italian nationals reported to the Judicial Authority mainly came from the following regions: Campania, Lombardia, Lazio, Puglia and Sicilia and those reported to the Judicial Authority for criminal conspiracy to drug trafficking came from: Campania, Lombardia, Lazio, Puglia and Sicilia.

#### Italians reported to the J.A. for cocaine offences subdivided according to birth place, with % variation

Region	Illicit trafficking (art. 73)	Conspiracy to trafficking (art. 74)	Other offences	Total	Variat. % in 2006
Campania	1,325	281	-	1,606	- 1.89
Lombardia	993	120	3	1,116	30.22
Lazio	1,026	87	-	1,113	9.33
Puglia	754	71	-	825	- 21.35
Sicilia	516	247	-	763	- 12.80
Calabria	327	273	-	600	26.58
Sardegna	315	23	-	338	- 19.71
Emilia Romagna	308	4	-	312	0.00
Piemonte	245	3	-	248	- 2.75
Toscana	231	4	-	235	- 6.37
Veneto	229	5	-	234	- 14.29
Abruzzo	218	-	-	218	25.29
Liguria	201	6	-	207	35.29
Marche	182	9	-	191	1.06
Umbria	49	48	-	97	- 19.17
Basilicata	44	39	-	83	- 2.35
Friuli Venezia Giulia	51	18	-	69	- 13.75
Trentino Alto Adige	54	-	-	54	- 32.50
Molise	25	2	-	27	- 40.00
Valle d' Aosta	4	-	-	4	- 42.86
Italians born abroad	232	19	-	251	62.99
<b>TOTAL</b>	<b>7,329</b>	<b>1,259</b>	<b>3</b>	<b>8,591</b>	<b>0.96</b>

The foreign nationals who were mostly involved in cocaine-related offences came from Morocco, Albania, Nigeria, Tunisia and Dominican Republic. The involvement of Colombian criminal networks was always relevant: they were mainly interested in large-scale trafficking.

#### Main foreign ethnic groups reported to the J.A. for cocaine offences with % variation

Region	Illicit trafficking (art.73)	Conspiracy to trafficking (art.74)	other offences	Total	Variat. % 2005
Morocco	1,209	57	-	1,266	- 0.71
Albania	752	176	-	928	28.89
Nigeria	345	2	-	347	- 10.10
Tunisia	331	9	-	340	14.86
Dominican Re	110	40	-	150	- 4.46
Gambia	123	2	-	125	131.48
Senegal	113	-	-	113	18.95
Algeria	97	4	1	102	59.38
Other nationalities	1,009	107	-	1,116	3.62
<b>TOTAL</b>	<b>4,089</b>	<b>397</b>	<b>1</b>	<b>4,487</b>	<b>8.80</b>



Drug operation



The regions recording major cocaine seizures were: Lombardia (1,248.83 kg.), followed by Campania (914.98 kg.) and Lazio (542.72 kg.). Lombardia is also first for the number of persons reported (3,114), followed by Lazio (1,468), Campania (1,393), Emilia Romagna (1,064) and Puglia (710).

The cocaine seized during the drug operations was mainly discovered inside cars (298 cases), houses (188), in corpore (132), strapped to the person (117) and inside parcels (79).

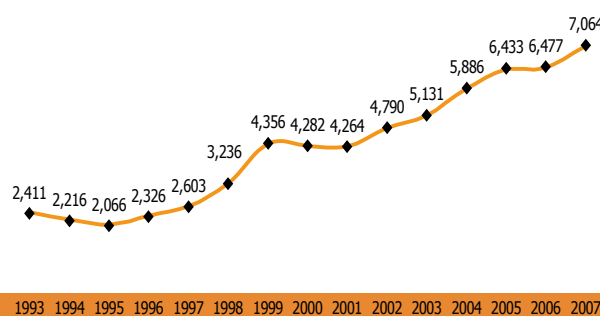
The most important cocaine operations carried out in Italy in 2007, and coordinated by the D.C.S.A., were the above-mentioned LILLO (206 kg. of cocaine seized and 18 persons arrested) and STUPOR MUNDI (190 kg. of cocaine seized). These operations were conducted in cooperation with numerous International Drug Agencies. The Italian market was mainly fuelled by the Colombian cocaine that reached our Country along several routes. In particular, in 2007, the transit Countries for cocaine destined for Italy were, above all, Ecuador, Holland, Spain and Brazil.

## FIFTEEN-YEAR TREND

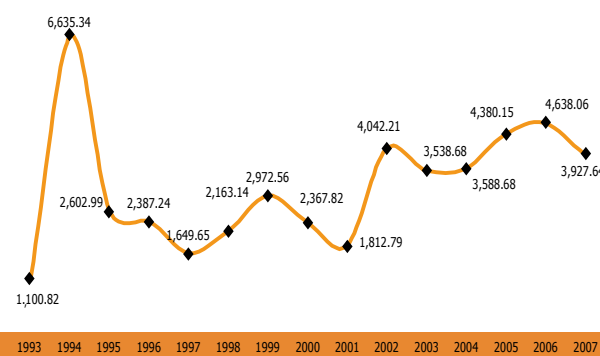
Lately, the trend of the operations, seizures and reports for cocaine-related offences have recorded a steady increase.

The operations passed from 2,411 in 1993 to 7,064 in 2007; the reports from 4,568 to 13,078 and the seizures from 1,100 kg. to 3,927 kg..

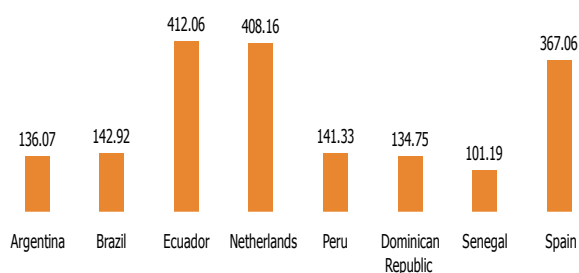
Cocaine operations 1993 - 2007



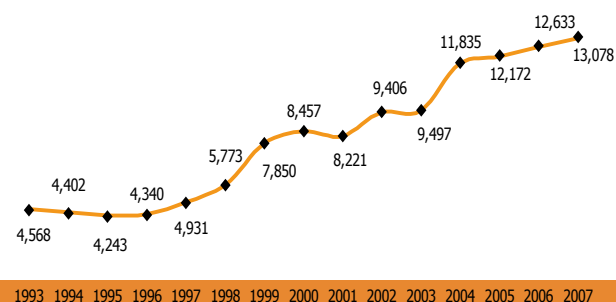
kilograms of cocaine seized from 1993 to 2007



Cocaine source countries (kg. seized)



Persons reported for cocaine offences from 1993 to 2007



## HEROIN INTERDICTION ACTIVITIES

### HEROIN

#### Source Countries

Burma, Thailand and Laos (Golden Triangle); Afghanistan, Iran and Pakistan (Golden Crescent); Colombia and Mexico

#### Crops overall estimate

Around 186,000 hectares

#### Potential world production of heroin

880 tonnes

#### Price per kilogram in the producer Countries

From 3,500 to 9,000 US \$

#### Average price per kilogram on the Italian markets

Approximately 30,350 €

#### Average price per gram on the Italian market

Approx. 65 €

In 2007, heroin seizures in Italy recorded remarkable increases, passing from 1,328.84 kg. in 2006 to 1,899.77 kg. in 2007 (+42.96%). There was also a rise in the operations and reports to the Judicial Authority related to this substance, that were respectively 3,636 (+4.00%) and 6,560 (+2.29%). After years of significant decreases in this sector, this new peak would announce a dramatic rise in the demand for heroin, that is of the substance causing most of drug deaths. In 2007, of 6,560 persons reported for heroin-related offences, 763 (11.63%) were women and 87 (1.33%) minors. The foreign nationals involved were 2,331, equal to 35.53% of the total of persons reported for heroin-related offences. As to the type of offence, the reports regarded 88.76% for illicit trafficking and 11.19% for criminal conspiracy to drug trafficking.

#### Main heroin seizure in Italy

Date	Place	Quantity kg.	involved	
			Italians	foreigners
19/06/2007	Broni (PV)	104.66	-	1
15/03/2007	Sesto San Giovanni (MI)	104.12	-	1
16/10/2007	Prato	73	-	3
14/06/2007	Rozzano (MI)	60.20	-	1

#### Main heroin seizures in ports

Date	Place	Quantity kg.	involved	
			Italians	foreigners
22/01/2007	Trieste	176.76	-	1
17/09/2007	Ancona	19.42	1	-
26/09/2007	Ancona	15.00	-	3
24/01/2007	Ancona	10.32	-	2

#### Main heroin seizures in airports

Date	Place	Quantity kg.	involved	
			Italians	foreigners
05/07/2007	Airport Malpensa (VA)	12.00	-	-
22/12/2007	Airport Malpensa (VA)	9.85	-	1
14/02/2007	Airport Malpensa (VA)	9.55	-	1
05/04/2007	Airport Malpensa (VA)	7.30	-	1

The Italian national reported to the Judicial Authority mainly came from the following regions: Campania, , Puglia, Sicilia, Abruzzo and Lazio and those reported to the Judicial Authority for criminal conspiracy to drug trafficking were from: Sicilia, Campania, Calabria, Lazio, Puglia and Toscana.

#### Italians reported to the J.A. for heroin offences subdivided according to birth place, with % variation

Region	Illicit trafficking (art. 73)	Conspiracy to trafficking (art. 74)	Other offences	Total	Variat.% in 2006
Campania	542	47	-	589	- 0.84
Puglia	402	39	-	441	- 13.19
Sicilia	218	94	-	312	- 41.46
Abruzzo	274	22	-	296	16.54
Lazio	237	43	-	280	- 18.84
Lombardia	252	19	-	271	17.32
Sardegna	247	21	-	268	11.20
Toscana	234	30	-	264	- 1.49
Calabria	213	46	-	259	49.71
Piemonte	184	4	-	188	55.37
Veneto	160	8	-	168	35.48
Liguria	151	3	-	154	15.79
Emilia Romagna	137	2	-	139	16.81
Marche	129	-	-	129	- 5.84
Friuli Venezia Giulia	102	1	1	104	- 2.80
Basilicata	86	6	-	92	53.33
Molise	47	5	-	52	10.64
Trentino Alto Adige	36	14	-	50	233.33
Umbria	23	4	-	27	- 30.77
Valle d' Aosta	15	-	-	15	7.14
Italians born abroad	119	10	2	131	- 1.50
<b>TOTAL</b>	<b>3,808</b>	<b>418</b>	<b>3</b>	<b>4,229</b>	<b>0.79</b>

The foreign nationals who were mostly involved in heroin-related offences came from Tunisia, Morocco, Albania, Algeria and Nigeria.

#### Main foreign ethnic groups reported to the J.A. for heroin offences with % variation

Region	Illicit trafficking (art. 73)	Conspiracy to trafficking (art. 74)	Other offences	Total	Variat.% in 2006
Tunisia	590	66	-	656	28.88
Marocco	535	29	-	564	16.53
Albania	161	109	-	270	- 31.99
Algeria	135	9	-	144	- 22.16
Nigeria	78	33	-	111	- 30.19
Pakistan	38	12	-	50	108.33
Serbia	41	4	-	45	50.00
Egitto	42	1	-	43	115.00
Gambia	27	-	-	27	50.00
Romania	23	3	-	26	36.84
Ecuador	23	-	-	23	76.92
F.Y.R.O.M. Macedonia	21	2	-	23	360.00
Ghana	8	11	-	19	111.11
Palestina	19	-	-	19	- 17.39
Liberia	12	4	-	16	11.11
Other nationalities	262	33	-	295	- 2.96
<b>TOTAL</b>	<b>2,015</b>	<b>316</b>	<b>0</b>	<b>2,331</b>	<b>5.14</b>



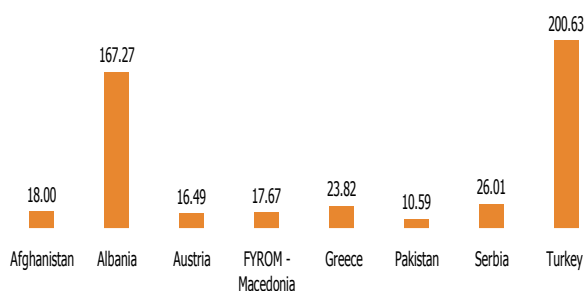
*Drug seizure*

The regions recording major heroin seizures were: Lombardia (878.74kg.), followed by Friuli Venezia Giulia (237.43kg.) and Toscana (150.88 kg.). Lombardia was also first for the number of persons reported (762), followed by Campania (694), Toscana (635), Emilia Romagna (528) and Lazio (509).

The heroin seized during the drug operations was mainly discovered inside vehicles (105cases), houses (76), strapped to the person (57) and inside luggage (30).

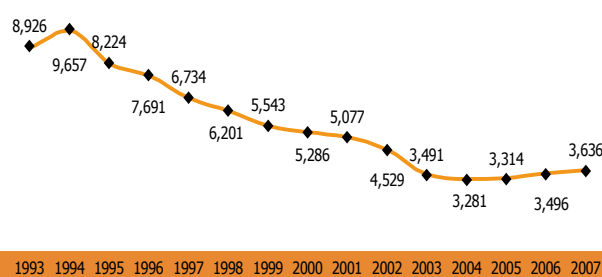
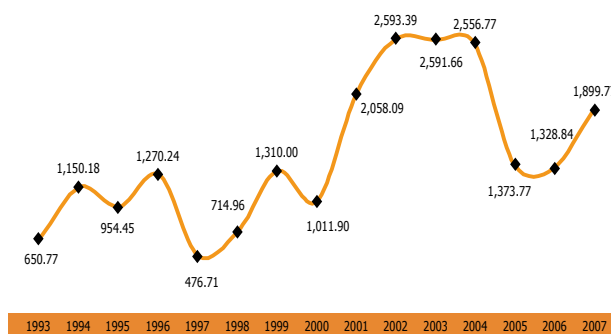
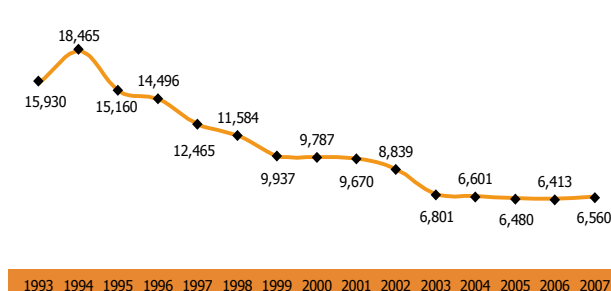
The most important heroin operations carried out in Italy in 2007 and coordinated by the D.C.S.A. were the above-mentioned BLACK SMITH (also 52.79 kg. of heroin seized and 12 persons arrested) and ALFREDO (48.65 kg. of heroin seized). These operations were conducted in cooperation with numerous International Drug Agencies.

The Italian market was mainly fuelled by the Afghan heroin, that reached our Country along several routes. In particular, in 2007, the transit Countries for cocaine destined for Italy were, above all, Turkey, Albania, Serbia and Greece.

*Heroin source countries (kg. seized)***FIFTEEN-YEAR TREND**

In the long term, the trend of the operations and reports for heroin-related offences have recorded a gradual decrease (although there was a slight increase in 2007). The heroin seizures, after a drop in late nineties, peaked and exceeded 2,000 kg. in the period 2001-2004.

In 2007, there was the fifth ever peak record of 1,899.77 kilograms.

*Heroin operations 1993 - 2007**kilograms of heroin seized from 1993 to 2007**Persons reported for heroin offences from 1993 to 2007*

## CANNABIS AND ITS DERIVATIVES INTERDICTION ACTIVITIES

### CANNABIS AND ITS DERIVATIVES

#### Source Countries

North Africa, East Asia, Middle East and some Latin American areas (Mexico, Colombia and Paraguay) were the main world producers of these substances.

#### Potential world production of marijuana

From 42,000 to 45,000 tonnes

#### Potential world production of hashish

Around 7,500 tonnes

#### Average price per kilogram of hashish and marijuana on the Italian markets

Respectively around 2,056 € and 1,160 €

In 2007, in Italy there was a significant decrease in the seizures of marijuana (-8.77%) and a slight increase in those of hashish (+0.42%). Marijuana figures also decreased with regard to drug operations (-14.04%) and to the reports to the Judicial Authority (-12.13%), while hashish data respectively increased by +5.81% and +4.85%. As a whole, the enforcement operations related to cannabis derivatives were 9,794; the reports for hashish-related offences were 8,937, while those for marijuana were 2,412. The hashish seizures totalled 19,779.76 kilograms and the marijuana ones amounted to 4,539.83 kilograms.

Of 12,273 persons reported to the Judicial Authority for cannabis derivatives-related crimes, 815 (6.64%) were women and 722 (5.88%) were minors. The foreign nationals involved were 3,099, equal to 25.25% of the total of persons reported for heroin-related offences.

As to the type of offence, 96.59% of reports regarded the illicit trafficking and 3.36% the criminal conspiracy to drug trafficking.

#### Main seizures of cannabis derivatives in Italy

	Date	Place	Quantity kg.	Italians	involved foreigners
Hashish	17/11/2007	Binasco (MI)	1,085.00	-	1
	01/12/2007	Modena	804.34	1	3
Marijuana	08/05/2007	Vittoria (RG)	490.00	29	-
	19/10/2007	Brindisi	401.00	2	1

#### Main seizures of cannabis derivatives in ports

	Date	Place	Quantity kg.	Italians	involved foreigners
Hashish	31/08/2007	international waters	5,306.70	8	2
	29/06/2007	Ports of Genova	546.75	-	1
Marijuana	26/10/2007	Ports of Genova	1.51	1	-
	30/12/2007	Ports of Piombino (LI)	0.91	1	-

#### Main seizures of cannabis and its derivatives in airports

	Date	Place	Quantity kg.	Italians	involved foreigners
Hashish	01/07/2007	Airport Malpensa (VA)	18.85	1	1
	21/12/2007	Airport Malpensa (VA)	5.00	1	-
Marijuana	25/12/2007	Airport Malpensa (VA)	36.35	-	1
	11/10/2007	Airport Fiumicino (RM)	6.50	-	-

The Italian nationals reported to the Judicial Authority for cannabis-related offences mainly came from the following regions: Campania, Sicilia, Lazio and Lombardia and those reported to the Judicial Authority for criminal conspiracy to drug trafficking were from: Sicilia, Lazio, Puglia, Campania, Calabria and Lombardia.

#### Italians reported to the J.A. in 2007 for cannabis offences subdivided according to birth place, with % variation

Region	Illicit trafficking (art. 73)	Conspiracy to trafficking (art. 74)	Other offences	Total	Variat.% in 2006
Campania	1,302	45	-	1,347	- 4.40
Sicilia	968	72	-	1,040	- 14.47
Lazio	963	62	2	1,027	19.56
Lombardia	915	20	-	935	1.30
Puglia	761	52	4	817	- 8.82
Piemonte	539	7	-	546	5.00
Sardegna	531	10	-	541	- 2.17
Calabria	501	24	-	525	10.06
Emilia Romagna	374	7	-	381	12.06
Toscana	350	4	-	354	12.38
Veneto	302	3	-	305	0.66
Liguria	254	1	-	255	22.01
Marche	217	3	-	220	1.85
Abruzzo	193	-	-	193	21.38
Trentino Alto Adige	116	2	-	118	- 4.07
Friuli Venezia Giulia	110	-	-	110	- 17.91
Basilicata	84	1	-	85	4.94
Umbria	60	-	-	60	27.66
Molise	47	-	-	47	- 20.34
Valle d' Aosta	20	-	-	20	- 28.57
Italians born abroad	235	13	-	248	12.73
TOTAL	8,842	326	6	9,174	0.96

The foreign nationals who were mostly involved in cannabis derivatives-related offences came from Morocco, Tunisia, Spain, Algeria, Egypt and Albania.

#### Main foreign ethnic groups reported to the J.A. for cannabis offences, with % variation

Region	Illicit trafficking (art. 73)	Conspiracy to trafficking (art. 74)	Other offences	Total	Variat.% in 2006
Morocco	1,229	38	-	1,267	5.06
Tunisia	333	7	-	340	38.78
Spain	255	2	-	257	15.77
Algeria	181	1	-	182	14.47
Egypt	94	-	-	94	49.21
Albania	84	6	-	90	- 11.76
Senegal	84	-	-	84	7.69
Nigeria	63	9	-	72	53.19
France	64	-	-	64	- 25.58
Romania	51	3	-	54	25.58
Gambia	52	-	-	52	173.73
Switzerland	30	1	-	31	- 18.42
Palestine	31	-	-	31	47.62
Other nationalities	462	19	-	481	0.21
TOTAL	3,013	86	0	3,099	10.32

**Drug seizure**

The regions recording major hashish seizures were: Lombardia (3,997.56 kg.), followed by Liguria (2623.68 kg.) and Emilia Romagna (2178.43 kg.). As to marijuana, major seizures were made in: Sicilia (1,320.82 kg.), Puglia (936.88 kg.) and in Trentino Alto Adige (692.87).

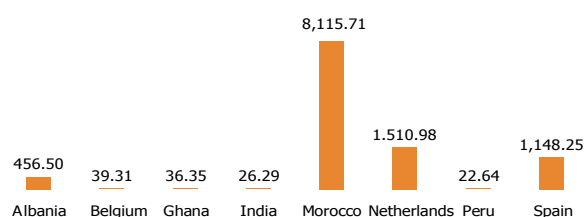
Lombardia also ranked first for the number of persons reported for cannabis derivatives (1,701), followed by Lazio (1,546) and Campania (1,148). Cannabis seized during drug operations was mainly discovered inside parcels (228 cases), vehicles (191) and houses (189).

The most important heroin operations carried out in Italy in 2007 and coordinated by the D.C.S.A. were the above-mentioned MALETA (also 535.00 kg. of hashish seized) and NUOVO IMPERO (485.5 kg. of hashish seized).

The Italian market was mainly fuelled by Moroccan hashish and Middle Eastern marijuana.

As to 1,524.256 cannabis plants produced in our Country seized in 2007 (+1,498.12% with respect to 2006), the operations were mainly carried out in Sicilia (1,434.496 plants seized) and Calabria (42,646), where there are favourable climatic conditions for this type of crops.

The peak record of cannabis plants seized was in 2001 and amounted to over three million plants.

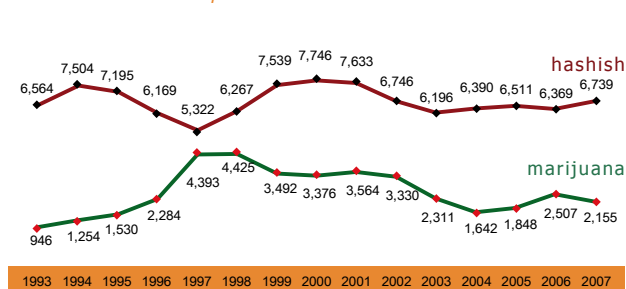
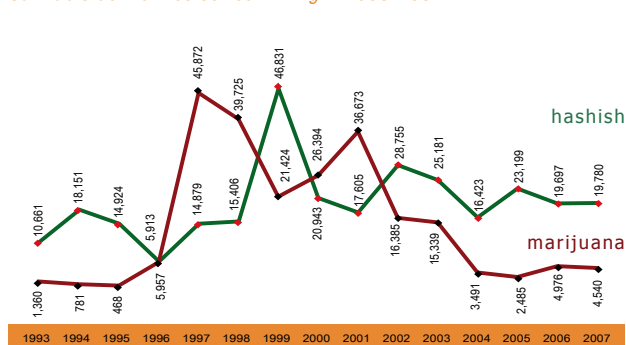
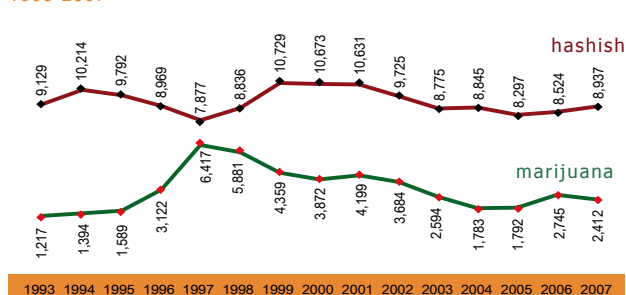
**Cannabis source countries (kg. seized)****FIFTEEN-YEAR TREND**

In the course of the years, cannabis derivatives have been the most requested drugs on the illicit market. In 1999, 2002, 2003 and 2005 the hashish seizures amounted to more than the half of the total seizures of drugs in Italy. In 1997, 1998 and 2000 marijuana exceeded 50% of the total seizures of drugs carried out in Italy.

The record peak in hashish seizures was recorded in 1999 with 46,831 kilograms; that of marijuana in 1997 with 45,872 kilograms.

Since 2001, the global seizures of cannabis derivatives remarkably dropped until 2004, with 19,913 kilograms.

This downward trend also involved the operations and reports, although it was not so evident.

**Cannabis derivatives operations 1993-2007****Cannabis derivatives seized - in kg. - 1993-2007****Persons reported to the J. A. for cannabis derivatives offences 1993-2007**

## SYNTHETIC DRUGS INTERDICTION ACTIVITIES

### DROGHE SINTETICHE

#### Luoghi di produzione

L'Olanda principalmente, seguita dal Belgio e anche dalla Polonia.

Laboratori clandestini risultano attivi pure in Australia e nei Paesi asiatici

#### Potenziale produzione mondiale

480 tonnellate circa

#### Costo per dose nei mercati italiani

Ecstasy: 18 euro circa

Amfetamine: 18 euro circa

L.S.D. : 29 euro circa

In 2007, in Italy the seizures of synthetic drugs peaked as compared to 2006 (+193.67%), recording the same figures of 2005. On the contrary, operations (-3.85%) and reports related to these substances (-16.74%) decreased. On the whole, the enforcement operations involving synthetic drugs were 375 and the persons reported to the Judicial Authority were 562, while the doses seized amounted to 393,457. Of 562 persons reported for synthetic drugs-related offences, 72 (12.81%) were women and 27 (4.80%) were minors. The foreign nationals involved were 76, equal to 13.52% of the total of persons reported for these types of substances. As to the type of offence, 94.66% of reports regarded the illicit trafficking and 5.34% the criminal conspiracy to drug trafficking. The most remarkable seizure (123,000 tablets) was performed in May 2007, in Como. The Italian nationals reported to the Judicial Authority for synthetic drugs-related offences mainly came from the following regions:

#### Synthetic drugs seizures

Date	Place	Quantity doses/tablets	involved	
			Italians	foreigners
17/05/2007	Como	123,000	-	2
02/10/2007	Torino	75,000	2	-
04/03/2007	Cusano Milanino (MI)	30,630	-	-
19/04/2007	Milano	25,000	3	-

Campania, Lombardia, Piemonte and Veneto and those reported to the Judicial Authority for criminal conspiracy to drug trafficking mainly were from Lombardia (69).

Italians reported to the J.A. for synthetic drugs offences subdivided according to birth place, with % variation

Region	Illicit trafficking (art. 73)	Conspiracy to trafficking (art. 74)	Other offences	Total	Variat.% in 2006
Campania	56	23	-	79	- 30.70
Lombardia	69	1	-	70	- 39.13
Piemonte	63	-	-	63	125.00
Veneto	44	-	-	44	15.79
Puglia	36	2	-	38	- 2.56
Lazio	29	-	-	29	- 25.64
Sicilia	24	3	-	27	44.90
Sardegna	22	-	-	22	- 4.35
Toscana	22	-	-	22	- 42.11
Emilia Romagna	19	-	-	19	- 24.00
Marche	13	-	-	13	- 7.14
Calabria	11	1	-	12	- 33.33
Friuli Venezia Giulia	10	-	-	10	66.67
Liguria	9	-	-	9	- 10.00
Trentino Alto Adige	5	-	-	5	- 78.26
Abruzzo	4	-	-	4	- 42.86
Umbria	2	-	-	2	- 66.67
Basilicata	2	-	-	2	0.00
Valle d' Aosta	1	-	-	1	0.00
Molise	-	-	-	0	- 100.00
Italians born abroad	15	-	-	15	- 11.76
<b>TOTAL</b>	<b>456</b>	<b>30</b>	<b>0</b>	<b>486</b>	<b>- 20.59</b>

Foreign nationals mostly involved in synthetic drugs-related offences came from Morocco (8) and Serbia (6).

No reports to the Judicial Authority for conspiracy to drug trafficking were issued against foreign nationals.

Main foreign ethnic groups reported to the J.A. for synthetic drugs offences, with % variation

Region	Illicit trafficking (art. 73)	Conspiracy to trafficking (art. 74)	Other offences	Total	Variat.% in 2006
Morocco	8	-	-	8	60.00
Serbia	6	-	-	6	0.00
People's Rep. China	5	-	-	5	25.00
Poland	5	-	-	5	0.00
Albania	5	-	-	5	- 58.33
Hungary	5	-	-	5	0.00
Other nationalities	42	-	-	42	13.51
<b>TOTAL</b>	<b>76</b>	<b>0</b>	<b>0</b>	<b>76</b>	<b>20.63</b>

The regions recording major synthetic drugs seizures were: Lombardia (213,802 doses), followed by Piemonte (78,547) and Trentino Alto Adige (31,882), Emilia Romagna (25,524) and Veneto (19,848). Emilia Romagna also ranked first for the number of persons reported for synthetic drugs (103 cases), followed by Lombardia (81), Veneto (62), Toscana (48) and Campania (46). The synthetic drugs seized in the course of drug operations were mainly concealed inside houses and vehicles.

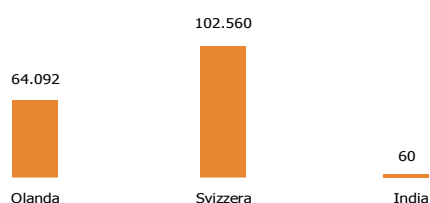
Drug seizure



The most important operation concluded in Italy in 2007 was conducted by the counternarcotics unit in Como in May 2007 and led to the seizure of 123,000 doses of MDMA.

In most of cases, the synthetic drugs routes originated from the Netherlands and crossed different Countries. In particular, in 2007, Switzerland was mostly used as transit Country to smuggle synthetic drugs into Italy.

Synthetic drugs source countries (tablets seized)

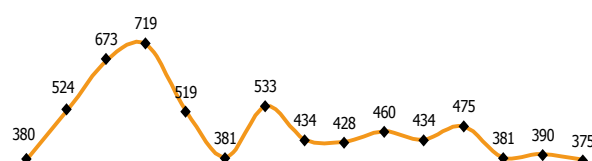


In Italy, the following synthetic drugs were mostly seized: M.D.M.A.; M.D.E.A.; M.B.D.B. and M.D.A..

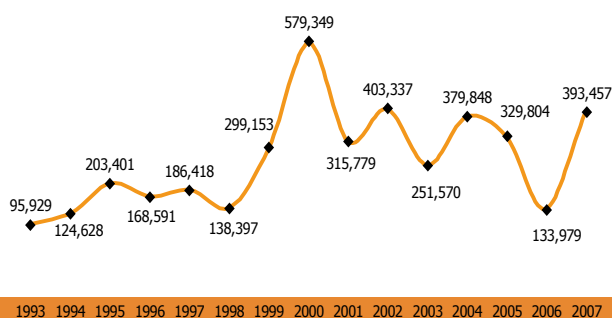
## FIFTEEN-YEAR TREND

Since 1992, the operations, seizures and reports to the Judicial Authority pertaining to the synthetic drugs (mainly ecstasy), have remarkably increased and peaked in 2000 with 579,349 doses seized. Later on, seizures have reached around 300,000 doses, except for 2006, when only 133,979 doses were seized.

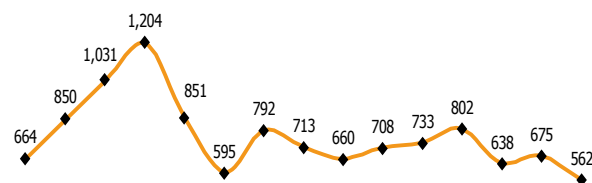
Synthetic drugs operations from 1993 to 2007



Synthetic drugs doses seized from 1993 to 2007



Persons reported to the J.A. for synthetic drugs offences 1993-2007





## METHODS OF CONCEALMENT

Drug traffickers have always used a wide range of systems to conceal the drugs transported, especially in long trips. The most recurrent were: luggage false-bottoms, car tanks and dashboard adequately prepared, containers, food tins, inside the toothpaste and cream tubes, inside shoes soles and heels, inside food packages, inside fuel tanks, motorcycle and bicycle frames, in soap cases, inside wall clocks, marble cavities, drug diluted in drinks inside glass containers, and so on.

Another system used to transport drugs is that of hiding them in sealed underwater compartments outboard vessels.

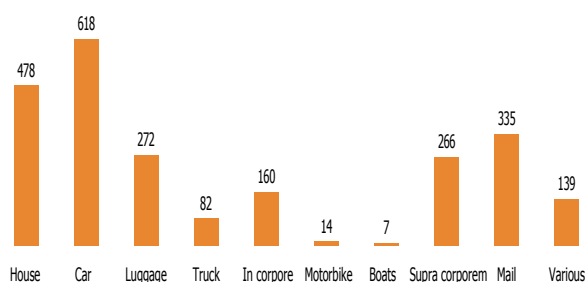
A heroin consignment was recently discovered in a suitcase: drug was contained in plastic bags having trousers shape, with pockets and zips, hiding the heroin under the scanner.

Moreover, drug smugglers also used absorbing materials, like clothes, paper and books soaked with the drug solution.

The most dangerous system was that of smuggling drug by ingestion: pellets containing drugs are swallowed and transported inside stomach (with lethal risks when a packet bursts).

In addition, drug traffickers have often covered the drug flavour mixing it with other substances in order to mislead the canine units.

*Methods and places of concealment of drugs*



*Drugs concealed inside a metal pipe*



*Cocaine pellets, concealed inside food packages*



*Cocaine concealed inside boots*



## DRUG ABUSE DEATHS

### DRUG ABUSE DEATHS AT NATIONAL LEVEL

In 2007, the deaths for drug abuse recorded by the law enforcement services and the Prefettura were 589, with a slight increase (+6.90%) with respect to 2006. Deaths for drug abuse were first recorded in Italy since 1973 (only one case was reported that year). In the course of 35 years, there have been 21,422 drug abuse deaths.

The initial upward trend was explained by the spreading – above all in the eighties and nineties – of heroin abuse. Up to now, this substance has always been the major cause of deaths.

This trend inversion was a consequence of the effective enforcement activities against the illicit trafficking, of the improvement in the therapeutic facilities and of the awareness of drug abusers about the high toxicity of opium derivatives. Until 31.12.2006, the drug-addicts under treatment in Italy at social-rehabilitation centres were 18,897; these centres were 1,211 (*according to data from the Direzione Centrale per la Documentazione e Statistica – Central Directorate for the Documentation and Statistics - of the Ministry of the Interior*).

In 2007, the deaths were caused by: heroin (234 cases), cocaine (36 cases), opium (1 case) hashish (1 case), barbiturate (1 case) and amphetamines (1 case); in 315 cases the substance was not indicated.

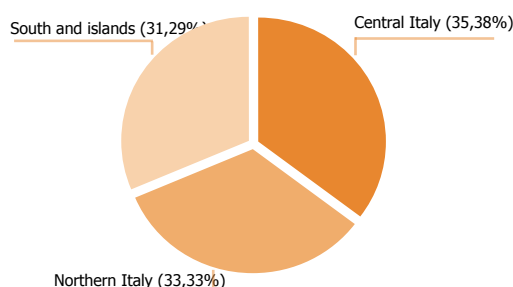
Heroin was the major cause of drug deaths and of drug addiction.

As to the sex of these persons: men were 529 (89.81%) and women were 60 (10.19%). The number of women died for drug addiction has always been limited if compared to that of men. Analysing the age groups, the highest figures were found from 25 years old, and the peak records were reached in the age group 35-39.

In 2007, there were two extreme cases of two persons aged 16 and 71.

Of the above-mentioned subjects, 44 were foreigners.

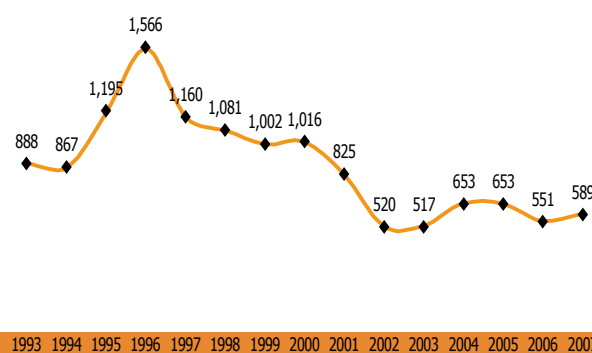
Drug deaths % according to macroareas



Drug deaths in the last 5 years according to age groups

Age groups	Sex	2003	2004	2005	2006	2007
< 15	Males	-	-	-	-	-
	Females	-	-	-	-	-
15 ÷ 19	Males	11	14	12	10	8
	Females	5	3	2	2	3
20 ÷ 24	Males	39	56	41	32	35
	Females	5	6	5	6	9
25 ÷ 29	Males	93	103	91	76	88
	Females	10	11	6	8	8
30 ÷ 34	Males	108	151	139	105	117
	Females	18	8	8	13	9
35 ÷ 39	Males	102	137	162	129	117
	Females	13	13	14	13	7
> = 40	Males	101	141	157	140	164
	Females	12	10	16	17	24
<b>Total</b>		<b>517</b>	<b>653</b>	<b>653</b>	<b>551</b>	<b>589</b>

Drug abuse deaths - 1993-2007



## GENERAL TABLE

*Drug Operations, seizures, reports, deaths 2006-2007*

	2006	2007	Total Variation %
<b>DRUG OPERATIONS</b>			
Cocaine	6,477	7,064	9.06
Heroin	3,496	3,636	4.00
Hashish	6,369	6,739	5.81
Marijuana	2,507	2,155	- 14.04
Cannabis plants	649	900	38.67
Synthetic drugs	390	375	- 3.85
Other drugs	856	1,030	20.33
<b>Total</b>	<b>20,744</b>	<b>21,899</b>	<b>5.57</b>

Drug Seizures				
Cocaine	kg.	4,638.06	3,927.64	- 15.32
Heroin	kg.	1,328.84	1,899.77	42.96
Hashish	kg.	19,696.62	19,779.76	0.42
Marijuana	kg.	4,976.37	4,539.83	- 8.77
Plants	No. plants	95,378	1,524,256	1,498.12
Synthetic drugs	doses / tablets	133,979	393,457	193.67
Other drugs	kg.	2,531.30	1,533.43	- 39.42
	doses / tablets	13,508	1,086,538	7,943.66
Total	kg.	33,171.19	31,680.43	-4.49
	doses /tablets	147,487	1,479,995	903.47
	Plants (*)	97,257	1,526,768	1,469.83

PERSONS REPORTED TO THE JUDICIAL AUTHORITY							Total Variation %
2006			2007				
Italians	Foreigners	Total	Italians	Foreigners	Total		
Cocaine	8,509	4,124	12,633	8,591	4,487	13,078	3.52
Heroin	4,196	2,217	6,413	4,229	2,331	6,560	2.29
Hashish	6,113	2,411	8,524	6,303	2,634	8,937	4.85
Marijuana	2,368	377	2,745	1,968	444	2,412	- 12.13
Cannabis plants	606	21	627	903	21	924	47.37
Synthetic drugs	612	63	675	486	76	562	- 16.74
Other drugs	1,039	376	1,415	2,092	673	2,765	95.41
Total	23,443	9,589	33,032	24,572	10,666	35,238	6.68

<b>DRUG ABUSE DEATHS</b>	<b>551</b>	<b>589</b>	<b>6.90</b>
--------------------------	------------	------------	-------------

(\*) Cannabis plants and papaver somniferum.